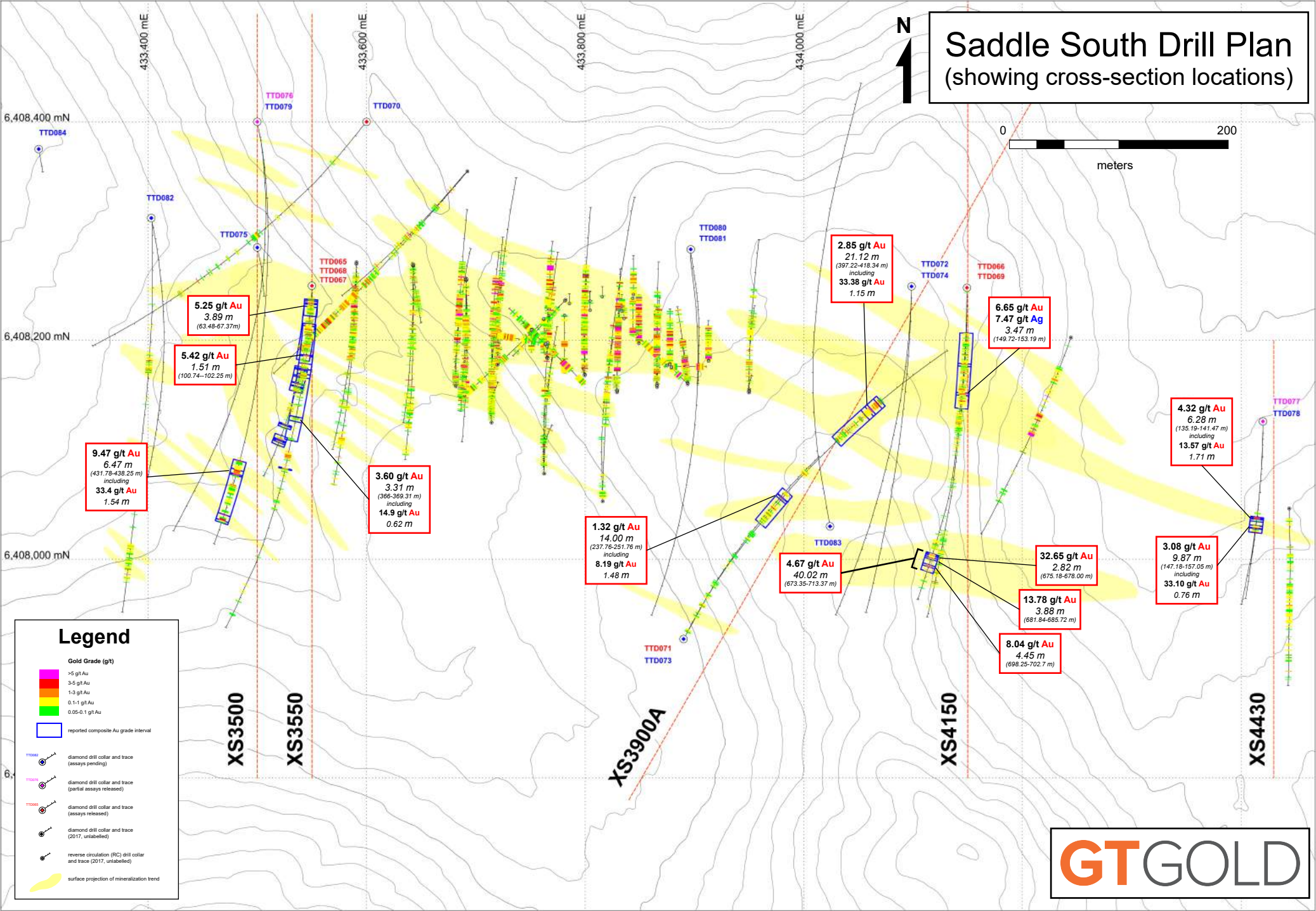


Saddle South Drill Plan (showing cross-section locations)

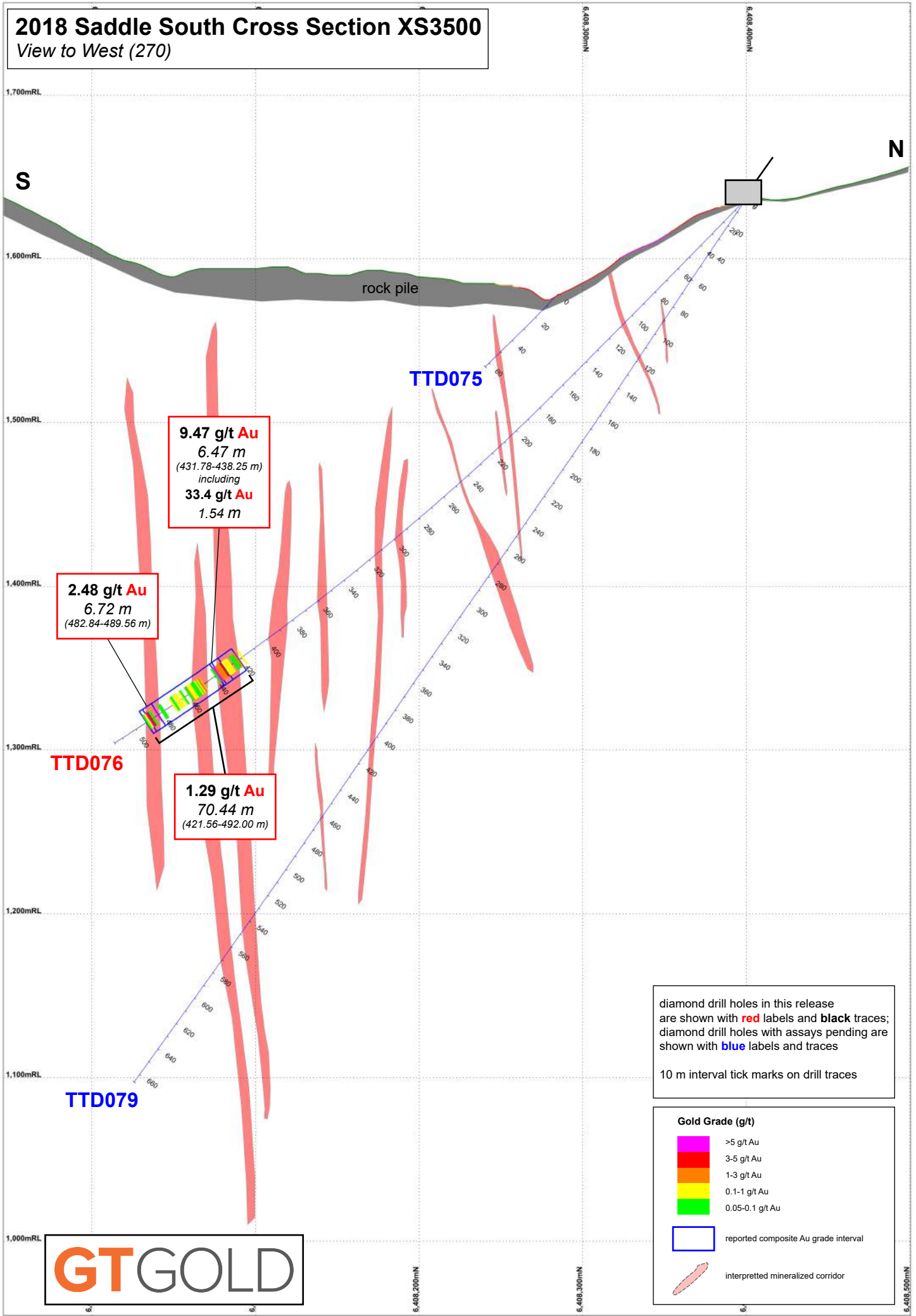


Legend

- Gold Grade (g/t)**
- >5 g/t Au
 - 3-5 g/t Au
 - 1-3 g/t Au
 - 0.1-1 g/t Au
 - 0.05-0.1 g/t Au
- reported composite Au grade interval
- Drill Types:**
- TTD082 diamond drill collar and trace (assays pending)
 - TTD075 diamond drill collar and trace (partial assays released)
 - TTD065 diamond drill collar and trace (assays released)
 - diamond drill collar and trace (2017, unlabelled)
 - reverse circulation (RC) drill collar and trace (2017, unlabelled)
- surface projection of mineralization trend

2018 Saddle South Cross Section XS3500

View to West (270)



9.47 g/t Au
 6.47 m
 (431.78-438.25 m)
 including
33.4 g/t Au
 1.54 m

2.48 g/t Au
 6.72 m
 (482.84-489.56 m)

1.29 g/t Au
 70.44 m
 (421.56-492.00 m)

diamond drill holes in this release are shown with **red** labels and **black** traces; diamond drill holes with assays pending are shown with **blue** labels and traces

10 m interval tick marks on drill traces

Gold Grade (g/t)

- >5 g/t Au
- 3-5 g/t Au
- 1-3 g/t Au
- 0.1-1 g/t Au
- 0.05-0.1 g/t Au

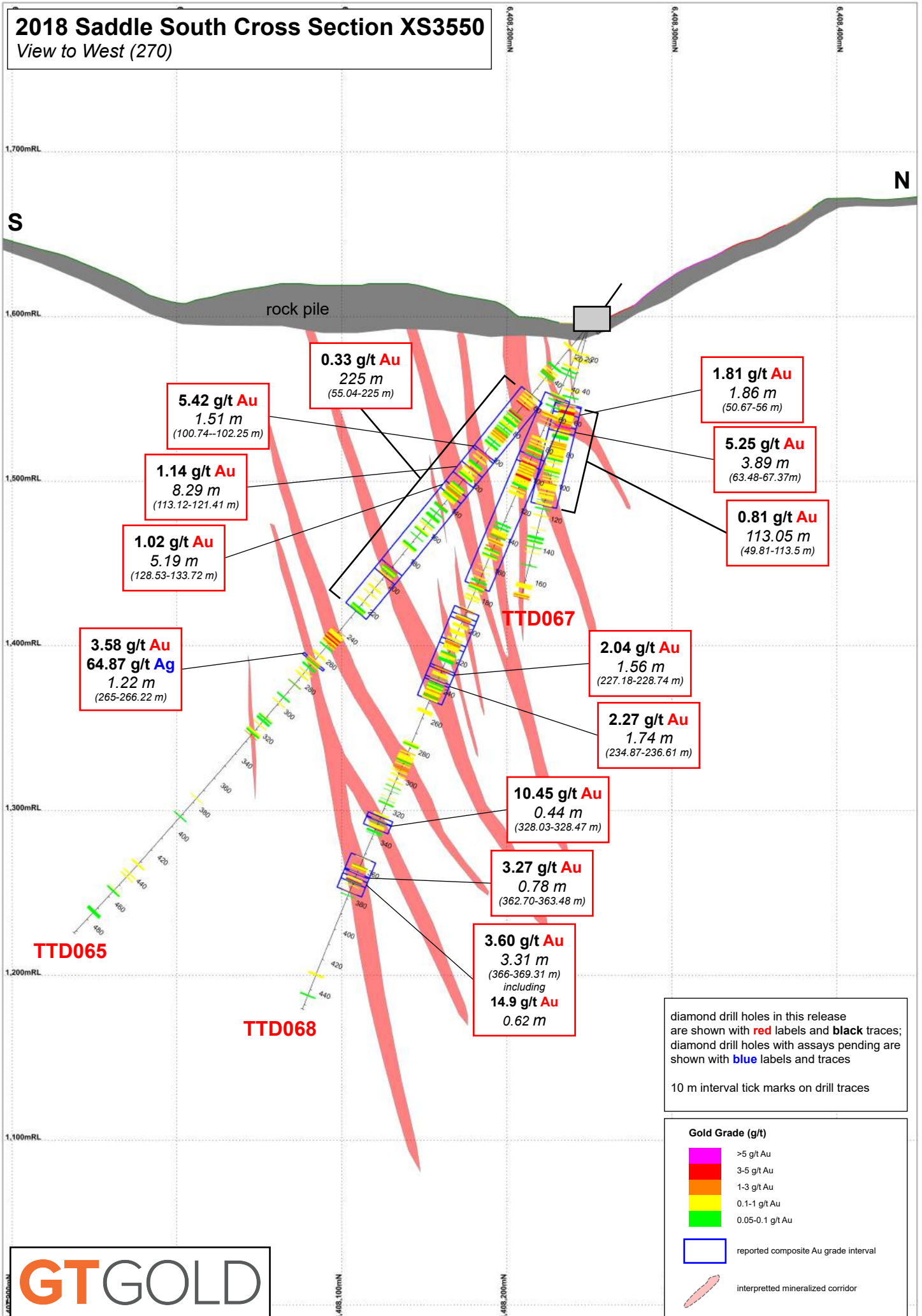
reported composite Au grade interval

interpreted mineralized corridor



2018 Saddle South Cross Section XS3550

View to West (270)



5.42 g/t Au
1.51 m
(100.74-102.25 m)

0.33 g/t Au
225 m
(55.04-225 m)

1.81 g/t Au
1.86 m
(50.67-56 m)

1.14 g/t Au
8.29 m
(113.12-121.41 m)

5.25 g/t Au
3.89 m
(63.48-67.37m)

1.02 g/t Au
5.19 m
(128.53-133.72 m)

0.81 g/t Au
113.05 m
(49.81-113.5 m)

3.58 g/t Au
64.87 g/t Ag
1.22 m
(265-266.22 m)

2.04 g/t Au
1.56 m
(227.18-228.74 m)

2.27 g/t Au
1.74 m
(234.87-236.61 m)

10.45 g/t Au
0.44 m
(328.03-328.47 m)

3.27 g/t Au
0.78 m
(362.70-363.48 m)

3.60 g/t Au
3.31 m
(366-369.31 m)
including
14.9 g/t Au
0.62 m

diamond drill holes in this release are shown with **red** labels and **black** traces; diamond drill holes with assays pending are shown with **blue** labels and traces

10 m interval tick marks on drill traces

Gold Grade (g/t)

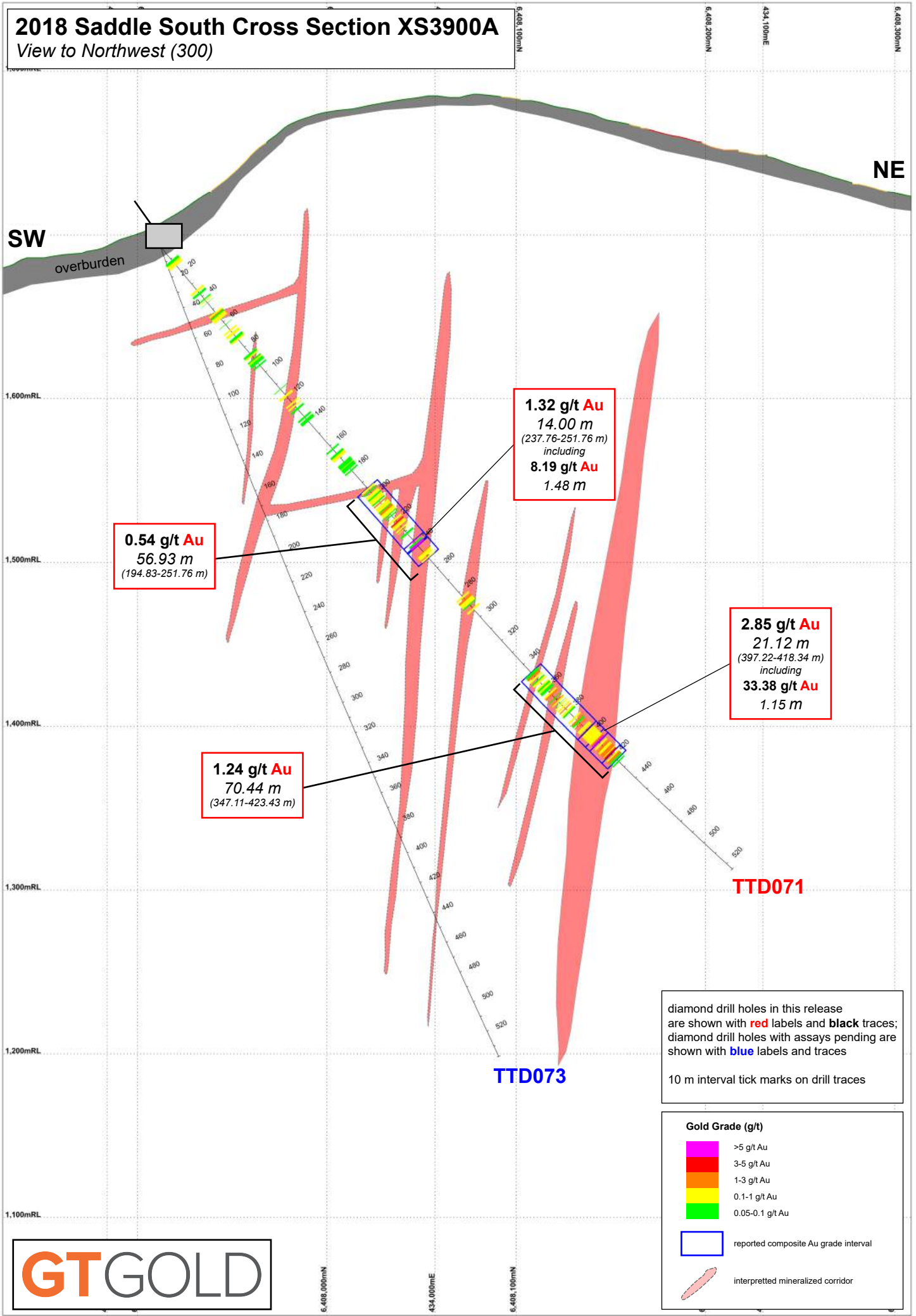
- >5 g/t Au
- 3-5 g/t Au
- 1-3 g/t Au
- 0.1-1 g/t Au
- 0.05-0.1 g/t Au

reported composite Au grade interval

interpreted mineralized corridor

2018 Saddle South Cross Section XS3900A

View to Northwest (300)



0.54 g/t Au
56.93 m
(194.83-251.76 m)

1.32 g/t Au
14.00 m
(237.76-251.76 m)
including
8.19 g/t Au
1.48 m

2.85 g/t Au
21.12 m
(397.22-418.34 m)
including
33.38 g/t Au
1.15 m

1.24 g/t Au
70.44 m
(347.11-423.43 m)

TTD071

TTD073

diamond drill holes in this release are shown with **red** labels and **black** traces; diamond drill holes with assays pending are shown with **blue** labels and traces
10 m interval tick marks on drill traces

Gold Grade (g/t)

	>5 g/t Au
	3-5 g/t Au
	1-3 g/t Au
	0.1-1 g/t Au
	0.05-0.1 g/t Au

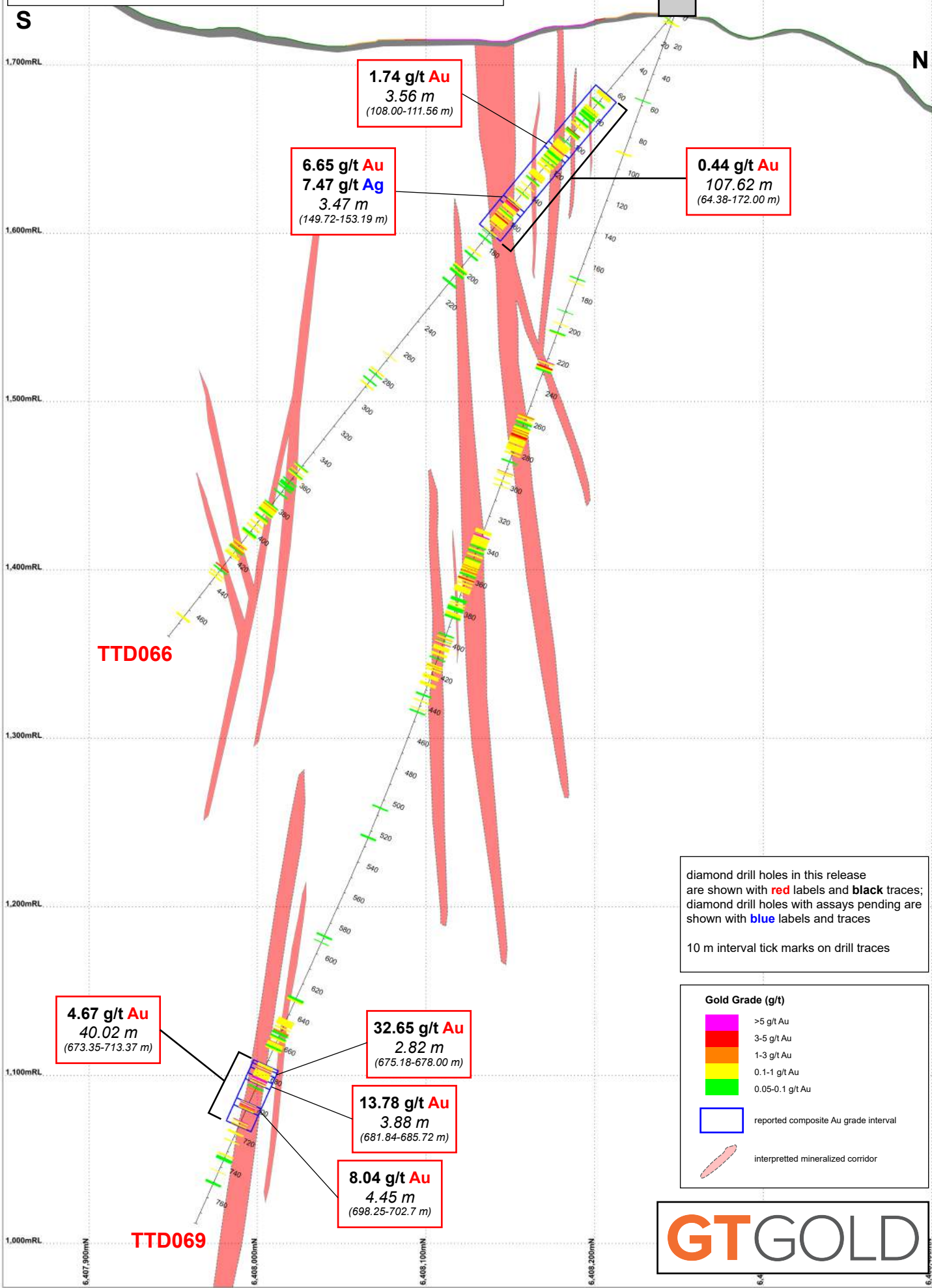
reported composite Au grade interval

interpreted mineralized corridor



2018 Saddle South Cross Section XS4150

View to West (270)



diamond drill holes in this release are shown with **red** labels and **black** traces; diamond drill holes with assays pending are shown with **blue** labels and traces

10 m interval tick marks on drill traces

Gold Grade (g/t)

	>5 g/t Au
	3-5 g/t Au
	1-3 g/t Au
	0.1-1 g/t Au
	0.05-0.1 g/t Au

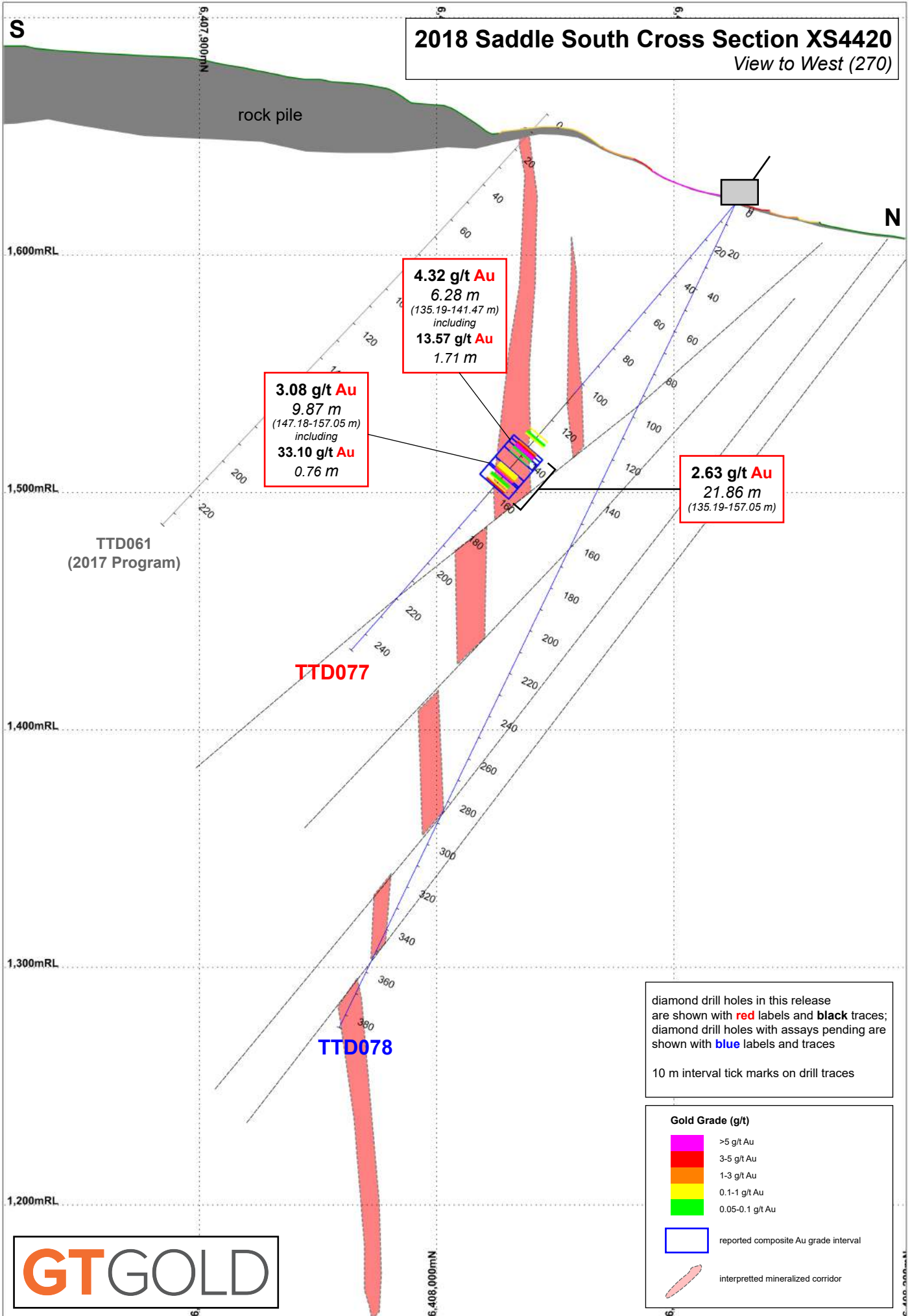
reported composite Au grade interval

interpreted mineralized corridor



2018 Saddle South Cross Section XS4420

View to West (270)



3.08 g/t Au
 9.87 m
 (147.18-157.05 m)
 including
33.10 g/t Au
 0.76 m

4.32 g/t Au
 6.28 m
 (135.19-141.47 m)
 including
13.57 g/t Au
 1.71 m

2.63 g/t Au
 21.86 m
 (135.19-157.05 m)

diamond drill holes in this release are shown with **red** labels and **black** traces; diamond drill holes with assays pending are shown with **blue** labels and traces

10 m interval tick marks on drill traces

Gold Grade (g/t)

- >5 g/t Au
- 3-5 g/t Au
- 1-3 g/t Au
- 0.1-1 g/t Au
- 0.05-0.1 g/t Au

reported composite Au grade interval

interpreted mineralized corridor